



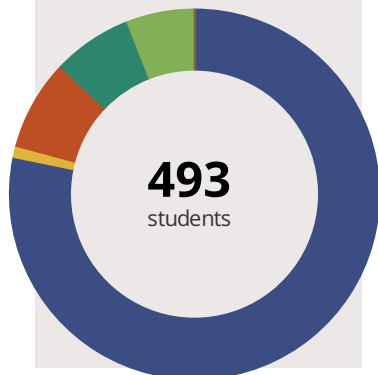
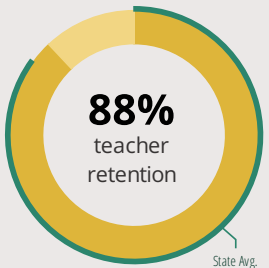
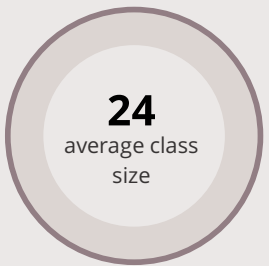
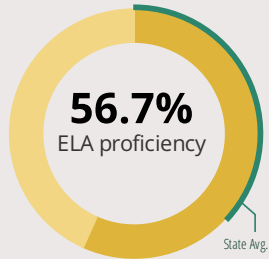
Hawthorne Elem School

145 W Arthur St Elmhurst, IL 60126 (630) 834-4541

Grades: K - 5
District: Elmhurst SD 205

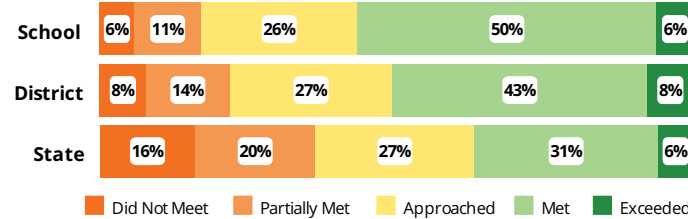
Principal: Mr. Timothy Riordan
Superintendent: Dr. David Moyer

FAST FACTS



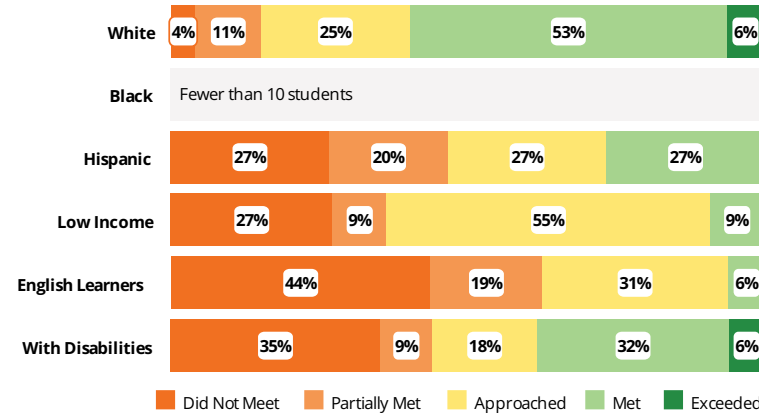
Academic Success

All Illinois students in grades 3-8 take the PARCC assessment each year. High school students take the SAT in Math and English Language Arts.



Success by Student Group

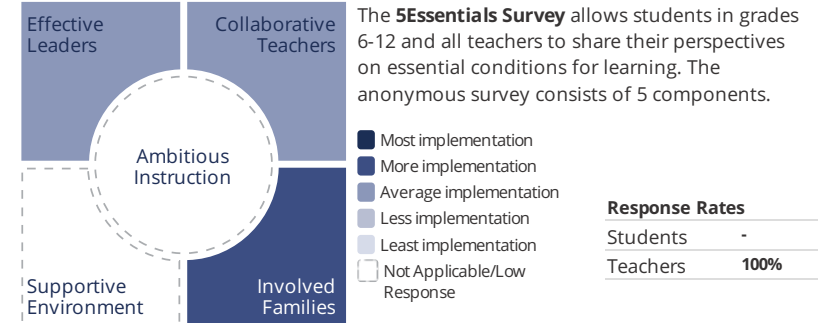
This display shows PARCC ELA performance levels for each student group. No data is shown for groups with fewer than 10 students.



Student Characteristics

White	79%	Low Income	6%
Black	1%	English Learners	8%
Hispanic	8%	With Disabilities	14%
Asian	7%	Homeless	0%
American Indian	0%		
Two or More Races	6%		
Pacific Islander	0%		

School Environment



Response Rates	
Students	-
Teachers	100%

Average Effective Leaders

Do principals and teachers implement a shared vision for success?

Average Collaborative Teachers

Do teachers collaborate to promote professional growth?

- Ambitious Instruction

Are the classes challenging and engaging?

- Supportive Environment

Is the school safe, demanding, and supportive?

More Involved Families

Does the entire staff build strong external relationships?

Student Attendance and Mobility

Attendance Rate

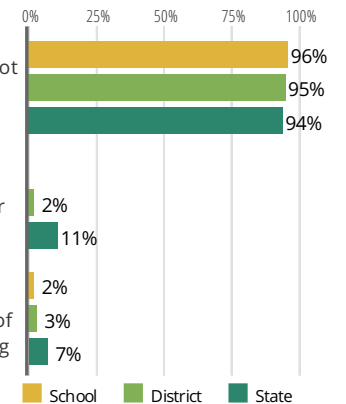
Rate at which students are present at school, not including excused or unexcused absences

Chronic Truancy Rate

Percentage of students who have been absent without valid reasons for 5% or more of regular school days

Student Mobility

Percentage of students who transfer in or out of the school during the school year, not including graduates





Hawthorne Elem School

School Highlights

Academic Courses

Art, Band, Choir, full English Language Learner program, Gifted and Talented Programs, Music, Orchestra, Spanish, special education programming

Physical Education, Heath and Wellness

PBIS/CHAMPS, PE

Other Programs and Activities

Before & After Care|DARE|Family Night|Tutoring|JA|Elmhurst College|Elmhurst Hospital|Park District|Library|Chamber of Commerce|YMCA|Lizzadro Museum|Robert Crown Center|Girl & Boy Scouts|Theatre|Chess, Eco & Games Clubs|Homework, Math & Reading Clubs|Science Olympiad|Student Council|Yearbook|Patrol

School Awards

IPI Transparency Project award|IASBO Excellence in Financial Reporting|AP Achievement List X3|York in top 30 Illinois high schools, U.S. News & World Report|York a national GRAMMY Signature School|ISBE Academic Excellence Awards|SchoolSearch Bright A+ Award X10 years|Those Who Excel winners annually

Career Development Courses and Programs

Athletics

Intramural Sports

School Personnel Resources

Bilingual Special Education Teacher, Librarian/Media Specialist, Paraprofessional, Reading Teacher, School Social Worker, Special Education Teacher, Speech Language Pathologist-non teaching

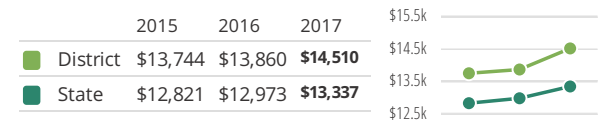
Facilities

District Finance

Instructional Spending per Pupil includes only the activities directly dealing with the teaching of students or the interaction between teachers and students.



Operational Spending per Pupil includes all costs for overall operations in this school's district, including Instructional Spending, but excluding summer school, adult education, capital expenditures, and long-term debt payments.



Educator Measures

This school has had **2 principal(s)** over the past 6 years. In the last three years, an average of **88% of teachers** return to this school each year.

FOR MORE INFORMATION

Visit IllinoisReportCard.com to see additional details about each item of information for this school. There you will find charts spanning multiple years, detailed explanations, resources, more of the school's programs and activities, and powerful tools that let you dig deeper into data.

Most of this data has been collected by ISBE from school districts through data systems. Some information, such as the School Highlights, is entered directly by principals and can be updated throughout the year.