



Bryan Middle School

111 W Butterfield Rd Elmhurst, IL 60126 (630) 617-2350

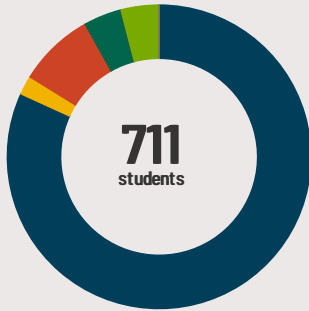
Grades: 6 - 8

District: Elmhurst SD 205

Principal: Ms. Jacquelyn Discipio

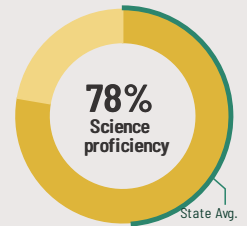
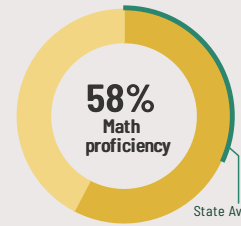
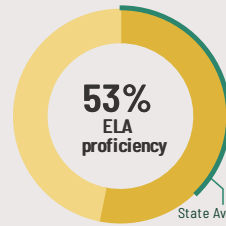
Superintendent: Dr. David Moyer

Fast Facts



Student Characteristics

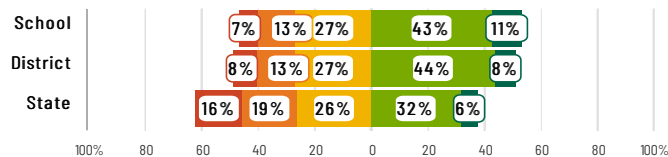
White	81%
Black	2%
Hispanic	8%
Asian	4%
American Indian	0%
Two or More Races	4%
Pacific Islander	0%
Low Income	7%
English Learners	1%
With IEPs	12%
With Disabilities	-
Homeless	0%



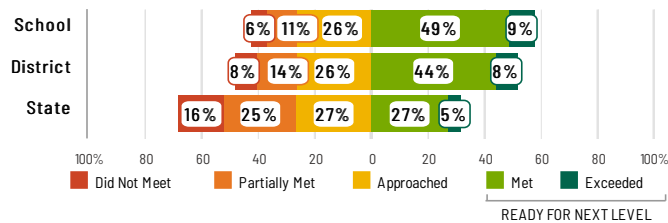
Academic Success

All Illinois students in grades 3-8 take the IAR assessment each year. High school students take the SAT in English Language Arts and Math.

English Language Arts



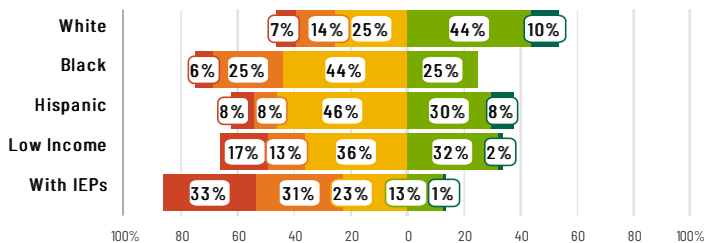
Mathematics



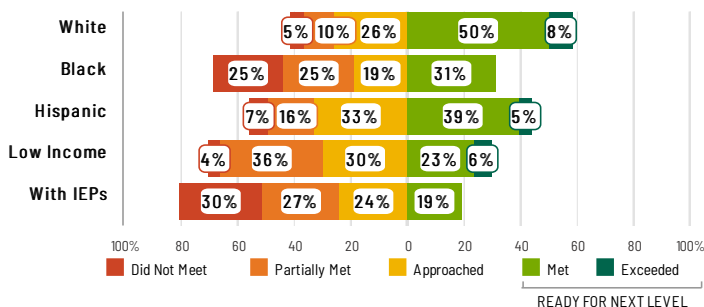
Success by Student Group

This display shows IAR ELA & Math performance levels for each student group. No data is shown for groups with fewer than 10 students.

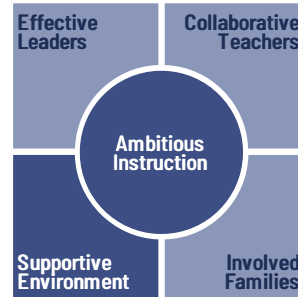
English Language Arts



Mathematics



School Environment



The **5Essentials Survey** allows students in grades 6-12 and all teachers to share their perspectives on essential conditions for learning. The anonymous survey consists of 5 components.

- Most implementation
- More implementation
- Average implementation
- Less implementation
- Least implementation
- Not Applicable/Low Response

Response Rates

Students	96%
Teachers	82%

Average Effective Leaders

Do principals and teachers implement a shared vision for success?

Average Collaborative Teachers

Do teachers collaborate to promote professional growth?

More Ambitious Instruction

Are classes challenging and engaging?

More Supportive Environment

Is the school safe, demanding, and supportive?

Average Involved Families

Does the entire staff build strong external relationships?

Student Attendance and Mobility

Attendance Rate

Rate at which students are present at school, not including excused or unexcused absences

Chronic Absenteeism

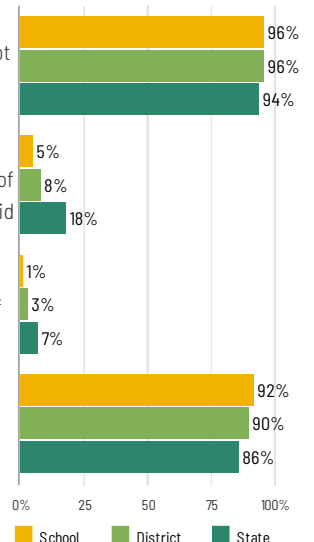
Percentage of students who miss 10% or more of school days per year either with or without a valid excuse

Student Mobility

Percentage of students who transfer in or out of the school during the school year, not including graduates

Teacher Retention

Percentage of full time teachers who return to the same school year to year





Bryan Middle School

School Highlights

Academic Courses

7th Grade Algebra, 8th Grade Algebra, academic interventions, Art, Band, Choir, Computer Literacy, Family and Consumer Science, French, full English Language Learner program, Industrial Technology, Music, Orchestra, REACH program for advanced learners, Spanish, special education programming

Physical Education, Health and Wellness

Health Education Courses, Physical Education classes daily, Social Emotional Learning (PBIS and CHAMPS)

Other Programs and Activities

Auditorium Tech Crew, City of Elmhurst, Community Service Clubs, Drama/Theatre, Elmhurst Art Museum, Elmhurst Chamber of Commerce, Elmhurst College, Elmhurst Historical Museum, Elmhurst Memorial Hospital, Elmhurst Park District, Elmhurst Public Library, Elmhurst Visitor and Tourism, Elmhurst YMCA, Intramurals, Lizzadro Museum of Lapidary Art, Math and Science Clubs, Robert Crown Center for Health

School Awards

IASBO Excellence in Financial Reporting/AP Achievement List X3, IPI Transparency Project award, ISBE Academic Excellence Awards, SchoolSearch Bright A+ Award X10 years, Those Who Excel winners annually, York a national GRAMMY Signature School, York in top 30 Illinois high schools, U.S. News & World Report

Career Development Courses and Programs

Athletics

Boy's Basketball, Boy's Cross Country, Boy's Track & Field, Boy's Volleyball, Girl's Basketball, Girl's Cross Country, Girl's Track & Field, Girl's Volleyball

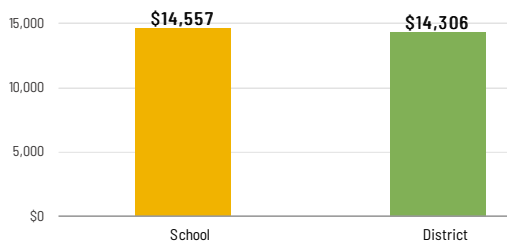
School Personnel Resources

Librarian/Media Specialist, Reading Teacher, School Guidance Counselor, School Social Worker, Special Education Teacher

Facilities

School-Level Finance

The Every Student Succeeds Act requires LEAs to report school-level expenditure data, beginning with School Year 18-19 data. LEAs are required to report actual personnel and non-personnel expenditures of both site-specific and district centralized expenditures. Expenditures are shown at the site level and must be disaggregated by source of funds (federal vs. state/local). These data are self-reported and may differ from AFR data.



Educator Measures

This school has had **3 principal(s)** over the past 6 years. In the last three years, an average of **92% of teachers** return to this school each year.

FOR MORE INFORMATION

Visit IllinoisReportCard.com to see additional details about each item of information for this school. There you will find charts spanning multiple years, detailed explanations, resources, more of the school's programs and activities, and powerful tools that let you dig deeper into data.

Most of this data has been collected by ISBE from school districts through data systems. Some information, such as the School Highlights, is entered directly by principals and can be updated throughout the year.