



PowerSchool Registration 22-23 For Returning Students

<https://elmhurst205.powerschool.com/public/>

Requirements:

- Parents must have a parent PowerSchool account to complete the registration.
- Parents must have the students linked to their PowerSchool parent account.
- Parents must have provided up-to-date residency information.
([Create a parent PowerSchool account and how to add students](#))
- **Parents will need an Access ID and Access Password for each student to link a student to their parent PowerSchool portal.**
 - If parents do not already have a parent portal account associated with their student, this information will be communicated by the schools at the start of the school year.
 - Parents unsure of their students' Access ID will contact their students' respective school front office staff.

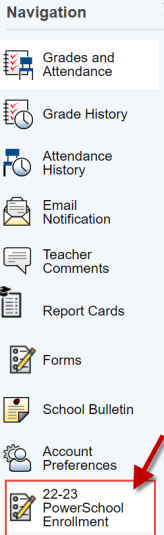
Follow the link to our parent portal overview for help with navigating through a parent account:
[Parent Portal Overview](#)

To enter a students registration portal, parents will log into their PowerSchool parent portal. Once logged in, click on the PowerSchool Enrollment link on the left navigation menu.

 PowerSchool SIS

Welcome, Antonio Alvarez [Help](#) [Sign Out](#)

Peter



Grades and Attendance: Parker, Peter

Grades and Attendance

Parker, Peter 0 79789 HAE
AM_BUS:
PM_BUS:


Attendance By Class																	
Exp	Last Week					This Week					Course	T1	T2	T3	Y1	Absences	Tardies
	M	T	W	H	F	M	T	W	H	F							
Attendance Totals															0	0	

[Show dropped classes also](#)

Legend

Attendance Codes: Blank=Present | A=Absent | T=Tardy | Q=Quarantine | E=Excused | C=Non-Compliance | MBH=Mental/Behavioral Health | HBA=Homebound Absent | HBP=Homebound Present | HPA=Hospitalized Absent | HP=Hospitalized Present | F=Field Trip | I=In-Sch Suspension | M=Medical Appt. | N=Med Appointment K-8 | U=Unexcused | O=Out-of-Sch Suspension | V=Vacation | W=Went Home Ill | B=Blended |

Parents will see the following PowerSchool Enrollment screen if it's the first time going through the registration process. After checking the box to comply with COPPA, parents will click on "Begin Forms" to get started.



Access Online Forms

You have requested to complete online forms for Elmhurst CUSD 205 from your PowerSchool Parent Portal.

This step is necessary only once – subsequently you will be automatically logged in from your PowerSchool Parent Portal.

New to PowerSchool Enrollment

Haven't used PowerSchool Enrollment before? Get started below.

☒ To comply with [COPPA](#), I affirm that I am 13 years or older.


[Begin Forms](#)

Link your PowerSchool Enrollment account

Previously completed forms online using PowerSchool Enrollment? Sign in now.

[Sign In](#)

The PowerSchool Enrollment system will require parents to provide their students date of birth for authentication.




Date of Birth Authentication

In order to better protect your privacy, we ask that you provide some additional information.

Date of Birth for Peter
The date of birth must be in MM/DD/YYYY format.

[Continue](#)

Please make sure to complete the form in its entirety and submit. Parents will have the opportunity to save and return back to the form at their convenience.



New/Returning Student Registration 2022-2023 (Peter)

Introduction

Form

Student

Parent

Emergency

Sibling

Medical

Agreements

Summary

Dashboard

Help

English

400

Introduction

Para continuar en español, por favor haga clic sobre el enlace en español.
To continue in Spanish, please click the español link above.

Online New/Returning Student Registration

Welcome to Elmhurst CUSD 205 registration. Please follow the steps below to continue.

- Click "Next" on this page, and enter the information requested by the online forms.
Note: Required fields are marked with a red asterisk, and Elmhurst CUSD 205 will receive the data exactly as it is entered. Please be careful of spelling, capitalization, and punctuation.
- On the "Summary" page, check your data before submitting.
- Click "Submit!"
Note: Once this form is electronically submitted, you will receive an e-mail confirmation. At the end of these forms, links to school support organizations are available.

New/Returning Student Registration for Additional Students

A registration form must be submitted for each student in your family. Once you have successfully submitted one registration, you will have the opportunity to begin another from the "Confirmation" page.