



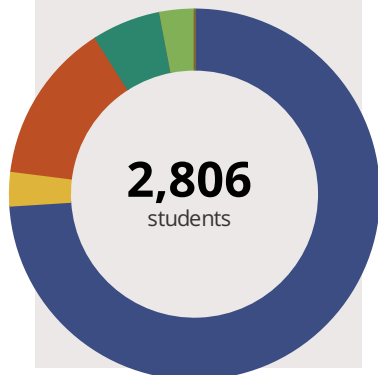
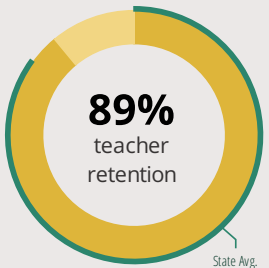
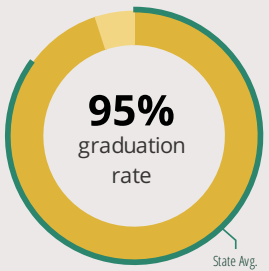
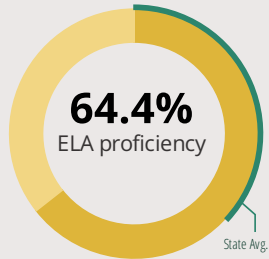
York Comm High School

355 W Saint Charles Rd Elmhurst, IL 60126 (630) 617-2400

Grades: 9 - 12
District: Elmhurst SD 205

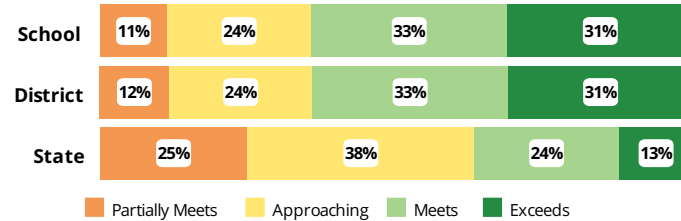
Principal: Ms.Erin DeLuga
Superintendent: Dr.David Moyer

FAST FACTS



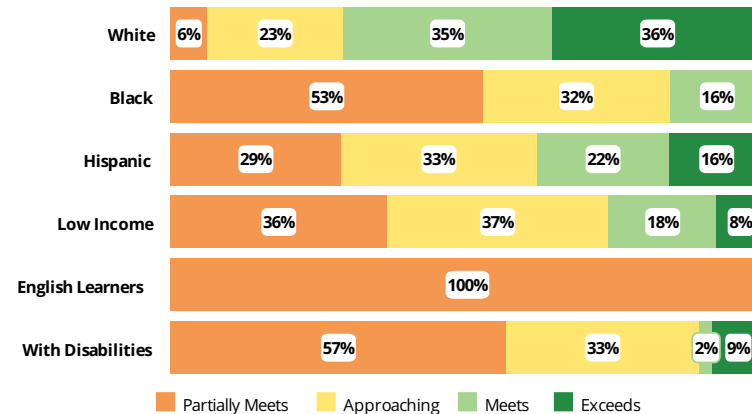
Academic Success

High school students take the SAT in Math and English Language Arts. The display shows SAT ELA results in four performance levels.



Success by Student Group

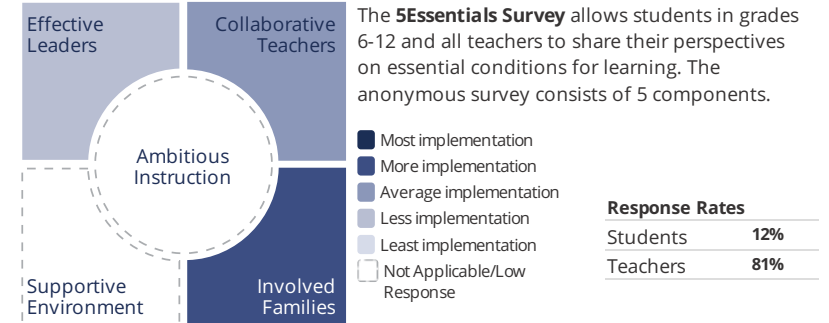
This display shows SAT ELA performance levels for each student group. No data is shown for groups with fewer than 10 students.



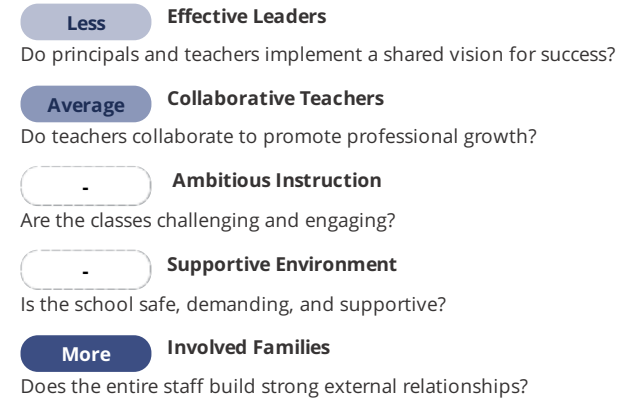
Student Characteristics

| | | | |
|-------------------|-----|-------------------|-----|
| White | 74% | Low Income | 15% |
| Black | 3% | English Learners | 3% |
| Hispanic | 14% | With Disabilities | 11% |
| Asian | 6% | Homeless | 0% |
| American Indian | 0% | | |
| Two or More Races | 3% | | |
| Pacific Islander | 0% | | |

School Environment



| Response Rates | |
|----------------|-----|
| Students | 12% |
| Teachers | 81% |

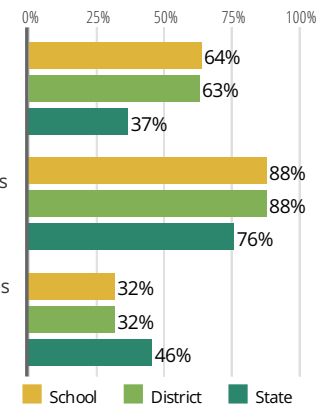


College Readiness

Early College Coursework
Students taking early college coursework in grades 10, 11, and 12

Postsecondary Enrollment
Students who enroll at colleges and universities

Postsecondary Remediation (lower is better)
Students enrolled in Illinois community colleges who require remedial coursework





York Comm High School

School Highlights

Academic Courses

AP Bio, AP Calc AB, AP Calc BC, AP Chem, AP Comp Sci A, AP English Lang and Comp, AP English Lit and Comp, AP Env Sci, AP Euro Hist, AP French Language, AP Govt, AP Macroeconomics, AP Microeconomics, AP Music Theory, AP Physics B, AP Physics C, AP Psych, AP Spanish, AP Stats, AP US History,

Physical Education, Heath and Wellness

Swimming, Personal Fitness, Strength and Conditioning, Yoga, Dance Fitness, Health Education Courses

Other Programs and Activities

8-9th Gr. Transition Workshops, Career Ed Events, Family Nights, Mentoring Programs, Neighborhood Association, Parent Associations. Clubs related to: Art, Auditorium Tech, Drafting, Drama, Culture, Marching Band, Music, Poetry, Chess, Environment, Speech, Journalism, Languages, Writing, Math, Law, Model U.N., NHS, Scholastics, Science, Leadership

School Awards

IPI Transparency Project award | IASBO Excellence in Financial Reporting | AP Achivement List x3 | York: National Grammy Signature School | ISBE Academic Excellence Awards | SchoolSearch Bright A+ Award x10 | Those Who Excel winners annually

Career Development Courses and Programs

Accounting II, Accounting I, Architectural Drafting I, Architectural Drafting II, Audio/Video Production I, Audio/Video Production II, Auto-Body I, Auto-Body II, Automotive Technician I, Automotive Technician II, Basic Horticultural Science, Business and Technology Concepts, Business Technology and Procedures, Care and Learning Services Management

Athletics

Girls: Badminton, Basketball, Bowling, Cheer, Dance, Cross Country, Golf, Gymnastics, Lacrosse, Soccer, Softball, Swimming/Diving, Tennis, Track, Volleyball, Water Polo. Boys: Baseball, Basketball, Cross Country, Football, Golf, Gymnastics, Lacrosse, Soccer, Swimming/Diving, Tennis, Track, Volleyball, Water Polo, Wrestling, and Intramurals

School Personnel Resources

Bilingual Education Teacher, Bilingual Special Education Teacher, Department Chair, English as a Second Language Teacher, General Administrator or General Supervi, Librarian/Media Specialist, Paraprofessional, Reading Specialist, Reading Teacher, School Guidance Counselor, School Guidance Counselor Intern, School Nurse, School Psychologist, School Social Worker, School Social Worker Intern, Special Education Teacher, Speech Language Pathology Teacher, State-Approved Director of Special Educa,...

Facilities

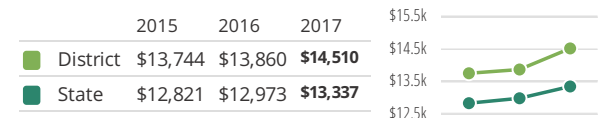
Most of this data has been collected by ISBE from school districts through data systems. Some information, such as the School Highlights, is entered directly by principals and can be updated throughout the year.

District Finance

Instructional Spending per Pupil includes only the activities directly dealing with the teaching of students or the interaction between teachers and students.



Operational Spending per Pupil includes all costs for overall operations in this school's district, including Instructional Spending, but excluding summer school, adult education, capital expenditures, and long-term debt payments.



Educator Measures

This school has had **2 principal(s)** over the past 6 years. In the last three years, an average of **89% of teachers** return to this school each year.

Student Attendance and Mobility

Attendance Rate

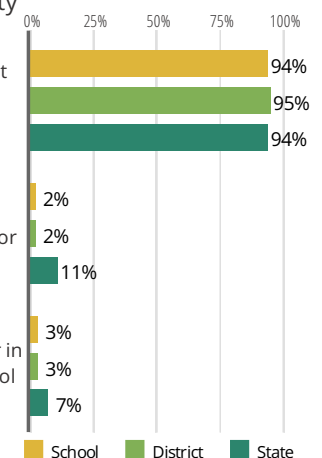
Rate at which students are present at school, not including excused or unexcused absences

Chronic Truancy Rate

Percentage of students who have been absent without valid reasons for 5% or more of regular school days

Student Mobility

Percentage of students who transfer in or out of the school during the school year, not including graduates



FOR MORE INFORMATION

Visit IllinoisReportCard.com to see additional details about each item of information for this school. There you will find charts spanning multiple years, detailed explanations, resources, more of the school's programs and activities, and powerful tools that let you dig deeper into data.