



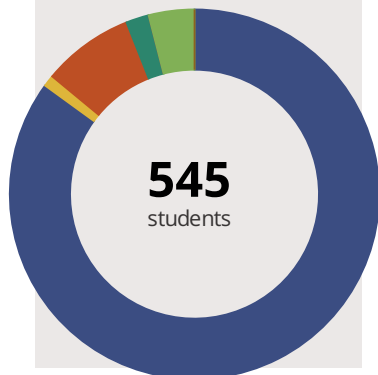
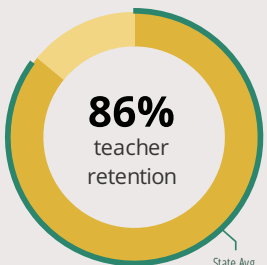
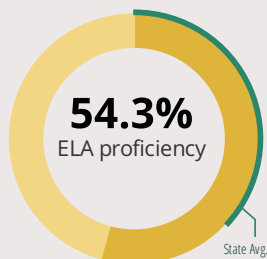
Lincoln Elem School

565 S Fairfield Ave Elmhurst, IL 60126 (630) 834-4548

Grades: K - 5
District: Elmhurst SD 205

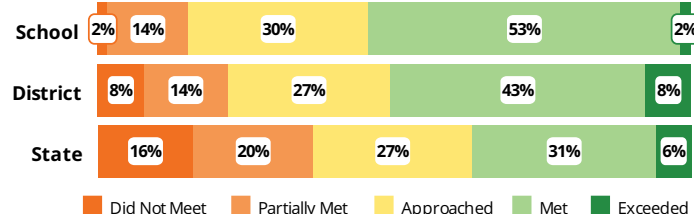
Principal: Ms. Jennifer Barnabee
Superintendent: Dr. David Moyer

FAST FACTS



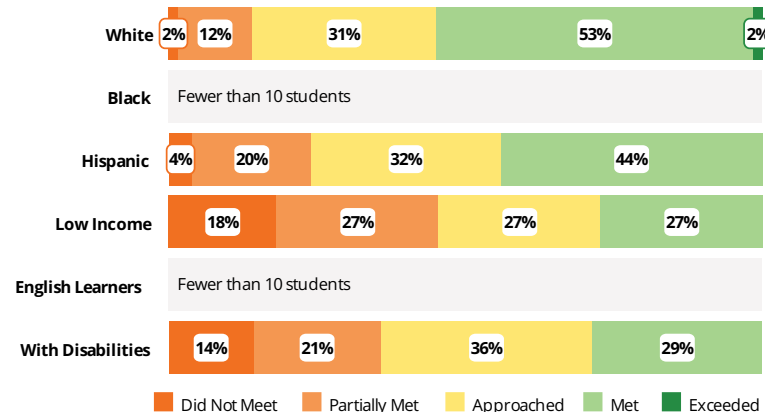
Academic Success

All Illinois students in grades 3-8 take the PARCC assessment each year. High school students take the SAT in Math and English Language Arts.



Success by Student Group

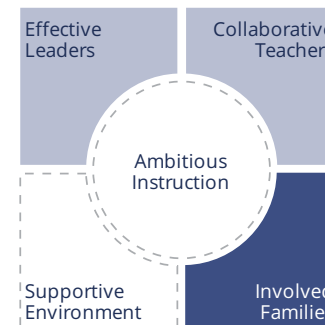
This display shows PARCC ELA performance levels for each student group. No data is shown for groups with fewer than 10 students.



Student Characteristics

White	85%	Low Income	4%
Black	1%	English Learners	3%
Hispanic	8%	With Disabilities	11%
Asian	2%	Homeless	0%
American Indian	0%		
Two or More Races	4%		
Pacific Islander	0%		

School Environment



The **5Essentials Survey** allows students in grades 6-12 and all teachers to share their perspectives on essential conditions for learning. The anonymous survey consists of 5 components.

- Most implementation
- More implementation
- Average implementation
- Less implementation
- Least implementation
- Not Applicable/Low Response

Response Rates

Students	-
Teachers	94%

Effective Leaders

Do principals and teachers implement a shared vision for success?

Collaborative Teachers

Do teachers collaborate to promote professional growth?

Ambitious Instruction

Are the classes challenging and engaging?

Supportive Environment

Is the school safe, demanding, and supportive?

Involved Families

Does the entire staff build strong external relationships?

Student Attendance and Mobility

Attendance Rate

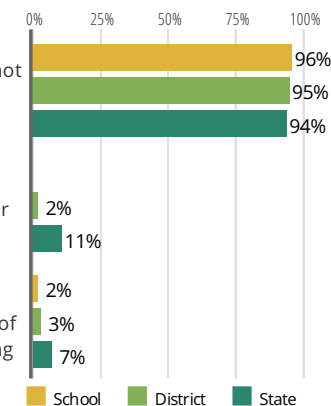
Rate at which students are present at school, not including excused or unexcused absences

Chronic Truancy Rate

Percentage of students who have been absent without valid reasons for 5% or more of regular school days

Student Mobility

Percentage of students who transfer in or out of the school during the school year, not including graduates





Lincoln Elem School

School Highlights

Academic Courses

Art, Band, Choir, Gifted and Talented Programs, Music, Orchestra, Spanish

Career Development Courses and Programs

Physical Education, Heath and Wellness

PE, Social Emotional Wellness/PBIS

Athletics

Intramural Sports

Other Programs and Activities

Before/After Care, Chess Club, Community Bank of Elmhurst, DARE, Elmhurst College, Elmhurst Park District, Environmental Club, Family Night, Journalism Club, Junior Achievement, Junior Great Books, Lions/Rotary, Literary Club, Parent Associations, Safety Patrol, Science Club, Science Olympiad, Scouts, Silverado Restaurant, Student Council, YMCA

School Awards

Illinois State Board of Education Those Who Excel Award, ISBE Academic Excellence Award, National Board Certification, NCLB Blue Ribbon Award of Excellence, SchoolSearch Bright A+ Award

School Personnel Resources

English as a Second Language Teacher, Librarian/Media Specialist, Paraprofessional, Reading Specialist, School Nurse, School Psychologist, School Social Worker, Special Education Teacher, Speech Language Pathologist-non teaching

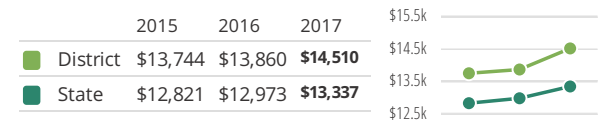
Facilities

District Finance

Instructional Spending per Pupil includes only the activities directly dealing with the teaching of students or the interaction between teachers and students.



Operational Spending per Pupil includes all costs for overall operations in this school's district, including Instructional Spending, but excluding summer school, adult education, capital expenditures, and long-term debt payments.



Educator Measures

This school has had **2 principal(s)** over the past 6 years. In the last three years, an average of **86% of teachers** return to this school each year.

FOR MORE INFORMATION

Visit IllinoisReportCard.com to see additional details about each item of information for this school. There you will find charts spanning multiple years, detailed explanations, resources, more of the school's programs and activities, and powerful tools that let you dig deeper into data.

Most of this data has been collected by ISBE from school districts through data systems. Some information, such as the School Highlights, is entered directly by principals and can be updated throughout the year.